

Identifying Size Pattern

Circle the correct size that goes next in each pattern.

1)



a)



b)



2)



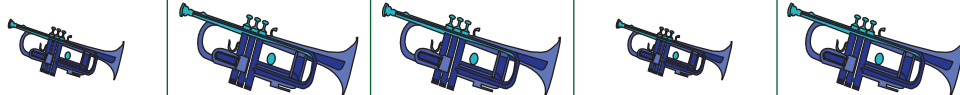
a)



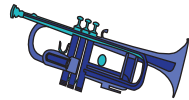
b)



3)




a)



b)



4)



a)




b)



5)



a)



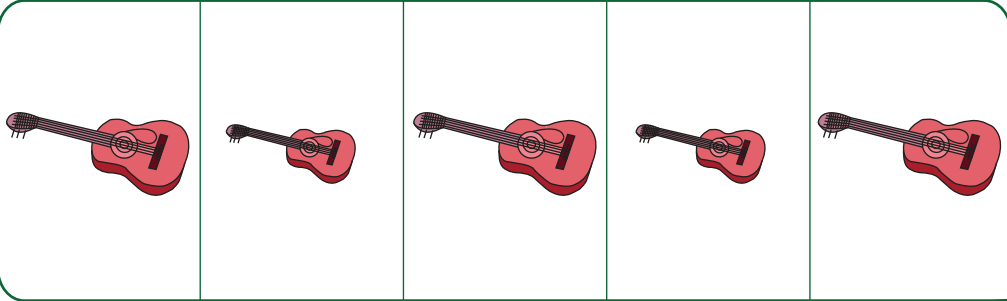
b)



Answer Key

Circle the correct size that goes next in each pattern.

1)




a)



b)



2)



a)



b)



3)



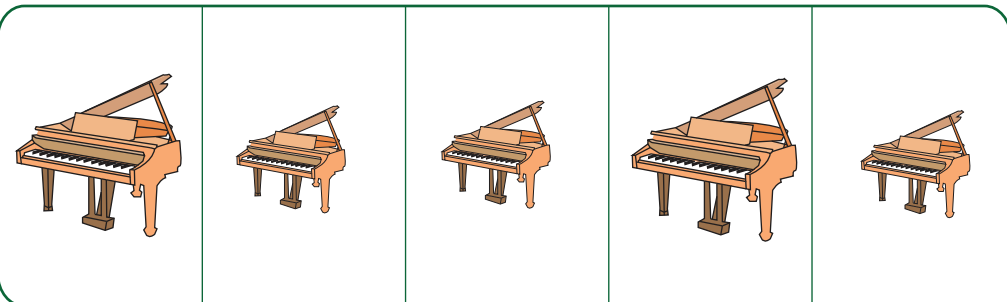
a)



b)



4)




a)




b)



5)



a)



b)

