



## Identifying Size Pattern

Circle the correct size that goes next in each pattern.


1)



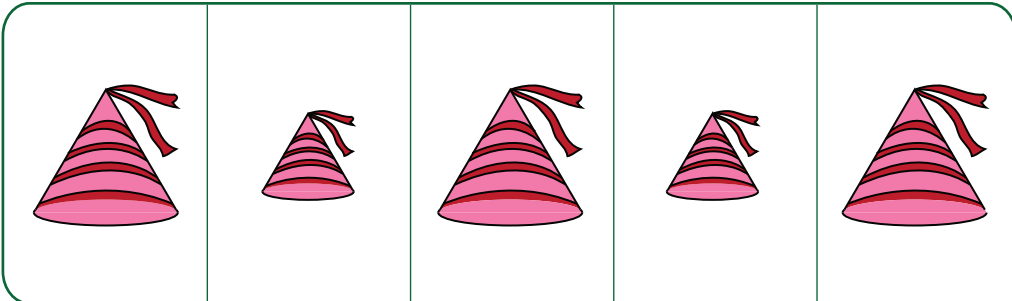
a)



b)



2)



a)



b)



3)



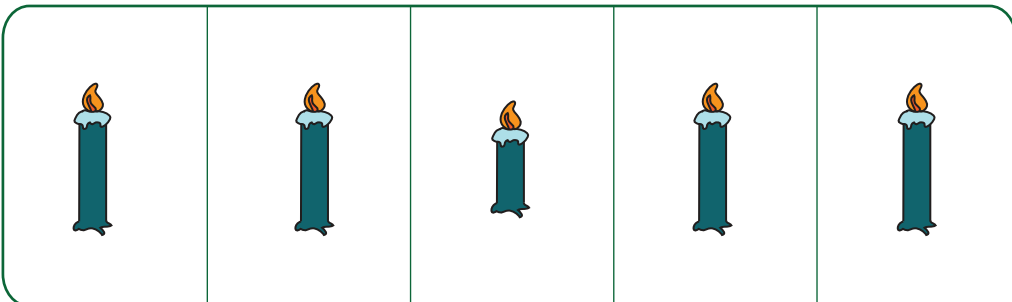
a)



b)



4)




a)



b)



5)



a)



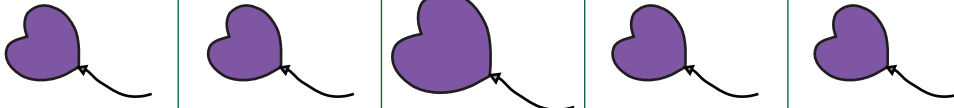
b)




**Answer Key**

Circle the correct size that goes next in each pattern.


1)



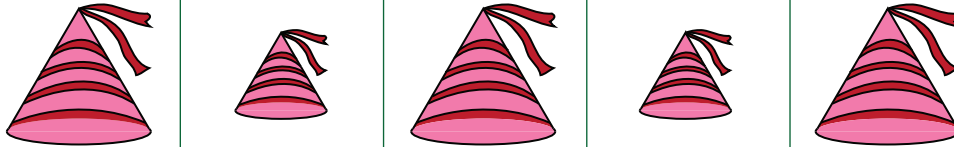
a)



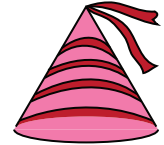
b)



2)



a)



b)



3)



a)



b)




4)



a)



b)



5)



a)



b)

